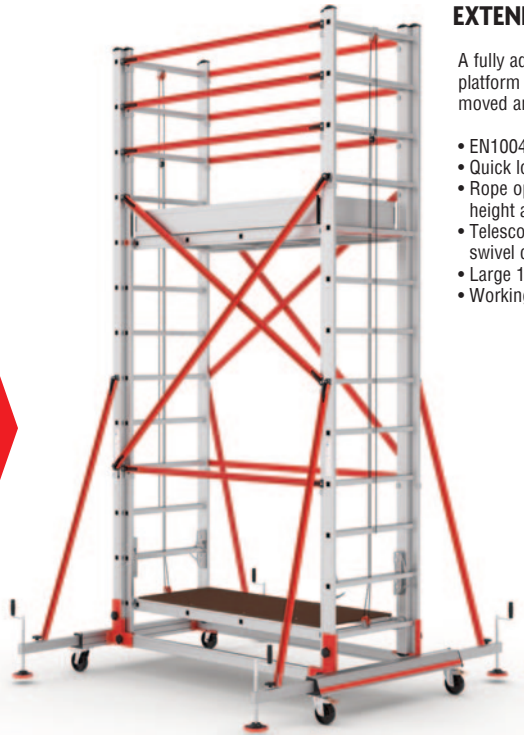


new



EXTENDA ACCESS TOWER


A fully adjustable tower designed for fast, tool free platform height changes. Rock solid stability, easily moved and stored for professional use.

- EN1004 and TUV SUD Certified.
- Quick lock system allows rapid install.
- Rope operated locking mechanism for platform height adjustment.
- Telescopic stabilisers and 4 x 125mm dia rubber swivel castors.
- Large 1550 x 600mm platform.
- Working heights up to 7.2m.



REF	No of rungs	Overall size extended H x W x D mm	Overall size unextended H x W x D mm	Top platform height mm	Platform size W x D mm	Weight kg	PRICE
CATTS0427	2 x 8	3911 x 1966 x 2244	2514 x 1966 x 2244	2745	600 x 1550	95	£1826.08
CATTS0538	2 x 10	4993 x 1966 x 2244	3034 x 1966 x 2244	3827		117	£2223.42
CATTS0752	2 x 13	6392 x 2166 x 2244	3874 x 1966 x 2244	5226		126	£2530.49

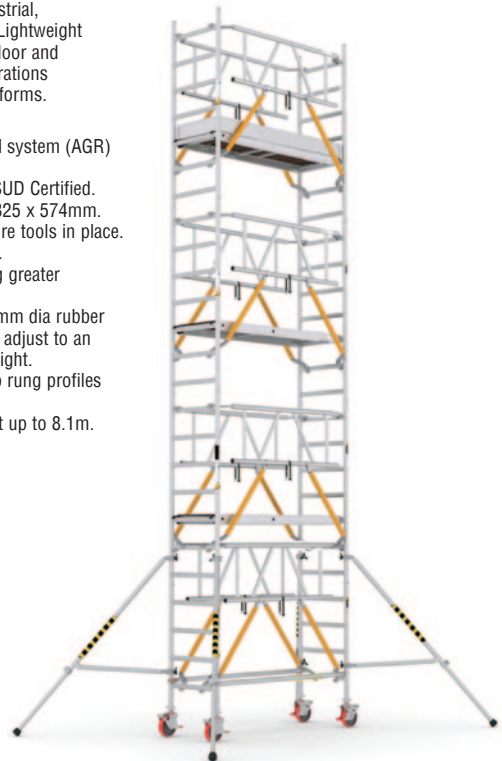
new



ULTRA ACCESS TOWER

Modular aluminium tower for all industrial, construction and maintenance work. Lightweight yet highly durable and suitable for indoor and outdoor work. Flexible height configurations including stabilisers and non-slip platforms.

- Advanced guardrail system (AGR) improving safety.
- EN1004 and TUV SUD Certified.
- Platform W x D: 1825 x 574mm.
- Kickboards to secure tools in place.
- Assembly required.
- Stabilisers allowing greater safety at height.
- Mobile on 4 x 125mm dia rubber tyred castors - can adjust to an extra 200mm in height.
- Sturdy 50mm deep rung profiles for greater safety.
- Top working height up to 8.1m.



REF	No of rungs	O/S in use H x W x D mm	Top platform height mm	Weight kg	PRICE
CATUL1822	11	3509 x 2959 x 4190	2247	126	£2689.59
CATUL1831	14	4349 x 2959 x 4190	3087	132	£2920.22
CATUL1842	18	5471 x 2959 x 4190	4209	173	£3539.04
CATUL1850	21	6309 x 2959 x 4190	5048	179	£3769.67
CATUL1861	25	7429 x 2959 x 4190	6168	219	£4388.38